

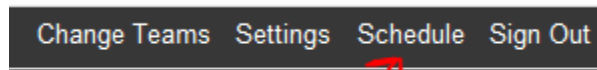
1. How do I enter in game scores?

You can enter in game stats in a variety of ways on the site. If you are logged into the site, and have the correct permissions for your username, you should be able to edit the stats in almost all places where events are listed. In order to access the stats editor, just look for the edit stats icon



How to Enter in Stats

1. Log in as a Team Administrator
2. Click on the "Schedule" link beside the "Sign Out" link




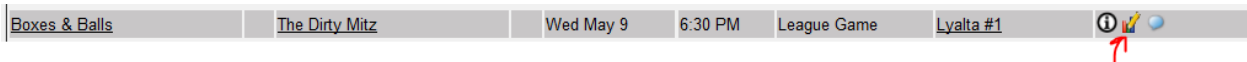
3. Click on "Past" to get all of your previously played games.

Your Schedule - Upcoming Events

Show: Upcoming | Past | All



4. Find the game you wish to enter scores for.
5. Click the Edit Statistics icon  to edit the stats.



6. A new window will open, enter in the appropriate stats for games and players.
7. Be sure to check the "Played" box and enter all of your scores for the game.
8. Click the **Save and Close** button to update your changes

Game Date	Teams	Played	1	2	3	4	5	6	7	8	9	R	H	E	Default	Result
May 09-2012	The Dirty Mitz	<input checked="" type="checkbox"/>										0			<input type="checkbox"/>	N/A
	Boxes & Balls	<input type="checkbox"/>										0			<input type="checkbox"/>	N/A

Legend
Played Counts towards standings
1-9 Inning Runs
H Hits
E Errors
Default Check team that is in default

Save Save and Close Close